

WE ARE
BUCKET
FILLERS!



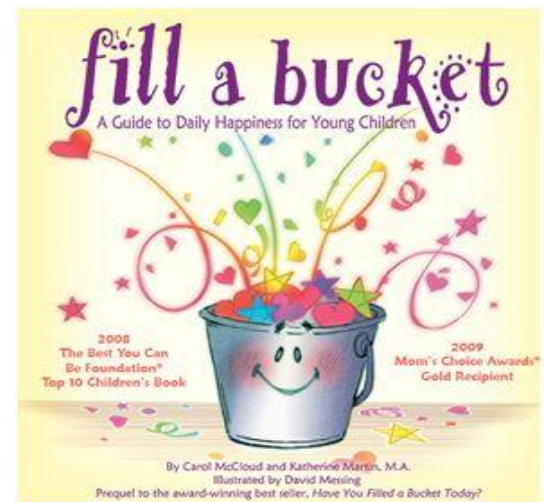
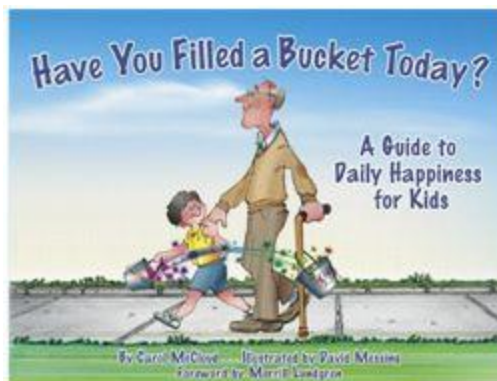

CLASSROOM BUCKET Filler Display Ideas!

These are the signs I made & display these throughout the classroom. We say the pledge every day or when we need reminders.

These are my student buckets. I've included labels that you can add to your buckets.

These are the bucket filler slips my students fill out at the end of the day.

These are the bucket filler books I read to introduce this concept.



Make YOUR OWN CLASSROOM BUCKET

This is our classroom bucket that I made. I have included the label in this packet. I backed the sign onto scrapbook paper & applied modge podge. I bought an assortment of ribbon & tied it around the handle.



This is a view inside our classroom bucket. I call the colored styrofoam peanuts "nuggets". We get a nugget anytime we get a compliment as a class. I would add a few if I walked in after recess & they were quiet. Once the bucket is full we have a classroom party to celebrate being bucket fillers!



I would like to fill _____'s
bucket by saying _____

From: _____



I would like to fill _____'s
bucket by saying _____

From: _____



I would like to fill _____'s
bucket by saying _____

From: _____



I would like to fill _____'s
bucket by saying _____

From: _____



I would like to fill _____'s
bucket by saying _____

From: _____



I would like to fill _____'s
bucket by saying _____

From: _____



I filled my teacher's
bucket today! This is what
I did to fill her bucket.




I filled my teacher's
bucket today! This is what
I did to fill her bucket.



I filled my teacher's
bucket today! This is what
I did to fill her bucket.



I filled my teacher's
bucket today! This is what
I did to fill her bucket.



DIRECTIONS: CUT OUT EACH LABEL AND DISCUSS AS A CLASS. YOU CAN USE AN ANCHOR CHART THAT SAYS "BUCKET FILLER" ON ONE SIDE & "BUCKET DIPPER" ON THE OTHER SIDE. DECIDE AS A CLASS WHICH SIDE THE LABELS GO ON. I WILL READ THE BUCKET FILLER BOOKS BEFORE THIS ACTIVITY THE FIRST WEEK OF SCHOOL.

**Saying good morning
to your teacher or
classmates.**

**Sharing with a
friend.**

**Hugging a
family member
or friend.**

**Saying please
and thank
you.**

**Helping
clean up.**

**Helping a
friend read.**

**Opening the
door for
someone.**

**Giving
someone a
compliment.**

**Sharing your
snack with
someone.**

**Asking
someone to
play with you.**

**Asking
someone to
play with you.**

**Being extra
helpful to teachers
and adults.**

**Hurting
someone's
feelings.**

**Making
someone cry.**

**Hurting
someone with
your hands..**

**Being
disrespectful**

**Not telling
the truth.**

**Tattling to get
someone in
trouble.**

**Pushing and
shoving.**

**Cutting in
line.**

**Making fun
of someone.**

**Being a
bully.**

**Telling someone
they can't play
with you.**

**Using unkind
words.**

Bucket Filler Pledge

I promise to do my best
to be a bucket filler
at school, at home and
everywhere **I** go!



We are
bucket-fillers!



YOU can be, too!

Are you a



bucket-filler?

Have you filled



a bucket today?

Name: _____

We read "Have you filled a bucket today?" by Carol McCloud, now let's brainstorm ideas on how to be a bucket filler & NOT a bucket dipper.




I can fill someone's bucket by...

1. _____

2. _____

3. _____



I can dip in someone's bucket by...

1. _____

2. _____

3. _____



We are bucket fillers!

No dipping!

Bucket-Filler

#1

Bucket-Filler

#3

Bucket-Filler

#5

Bucket-Filler

#7

Bucket-Filler

#9

Bucket-Filler

#2

Bucket-Filler

#4

Bucket-Filler

#6

Bucket-Filler

#8

Bucket-Filler

#10

Bucket-Filler

#11

Bucket-Filler

#13

Bucket-Filler

#15

Bucket-Filler

#17

Bucket-Filler

#19

Bucket-Filler

#12

Bucket-Filler

#14

Bucket-Filler

#16

Bucket-Filler

#18

Bucket-Filler

#20



Our Classroom



Bucket

THANKS

Thank you so very much for downloading my bucket filler packet! This is such a great system to use in an elementary classroom. Our entire school corporation is using this system. Check out my [TPT Store](#) for additional classroom management items. Pop by for a visit for more tips & tricks. I

would be happy to answer any questions or concerns @
seusstasticblogspot@gmail.com

Please follow my blog <http://seusstastic.blogspot.com/>

Follow me on [FB](#)

Follow my [TPT Store](#)

This item is a FREE digital download from my TpT store
<http://www.teacherspayteachers.com/Store/MelD>

As such, it is for use in one classroom only.

This item is also bound by copyright laws and redistributing, editing, selling, or posting this item (or any part thereof) on the Internet are all strictly prohibited without first gaining permission from the author.

Violations are subject to the penalties of the Digital Millennium Copyright Act.

Please contact me if you wish to be granted special permissions!

Graphics by 3AM Teacher, Print Candee, and Lettering Delights

Bucket-Filler

#21

Bucket-Filler

#23

Bucket-Filler

#25

Bucket-Filler

#27

Bucket-Filler

#29

Bucket-Filler

#22

Bucket-Filler

#24

Bucket-Filler

#26

Bucket-Filler

#28

Bucket-Filler

#30



Bucket-Filler

#31



Bucket-Filler

#33



Bucket-Filler

#35



Bucket-Filler

#37



Bucket-Filler

#39



Bucket-Filler

#32



Bucket-Filler

#34



Bucket-Filler

#36



Bucket-Filler

#38



Bucket-Filler

#40